



EMMA™


# End-Effectors

featuring 3M™ Power Tools

EMMA End-Effectors are the mounting assembly that holds the sander(s) at the end of the arm. Sanders stay flat on the surface because the End-Effector frame incorporates passive degrees of freedom (roll and pitch) and are balanced to allow abrasive discs to conform to the working surface.

# TEMPLE ALLEN INDUSTRIES

ROCKVILLE, MD | WWW.TEMPLEALLEN.COM | 301.541.3662




6" single

- EMMA End-Effectors always sand flat on the surface, increasing the abrasive effectiveness, preserving vacuum seal, and generating a more consistent finish
- Sanding flat improves abrasive life, improves quality, and maximizes dust capture
- Passive degrees of freedom in the End-Effector frame (pitch and axial roll) allow the sander(s) to conform to the working surface
- Sanding with EMMA improves finish quality, reduces part damage and lowers cost of rework/repair/scrap (CORRS)




single orbital



6" single

dual rotary



dual orbital



6" dual longitudinal



6" dual transverse



3" dual longitudinal

